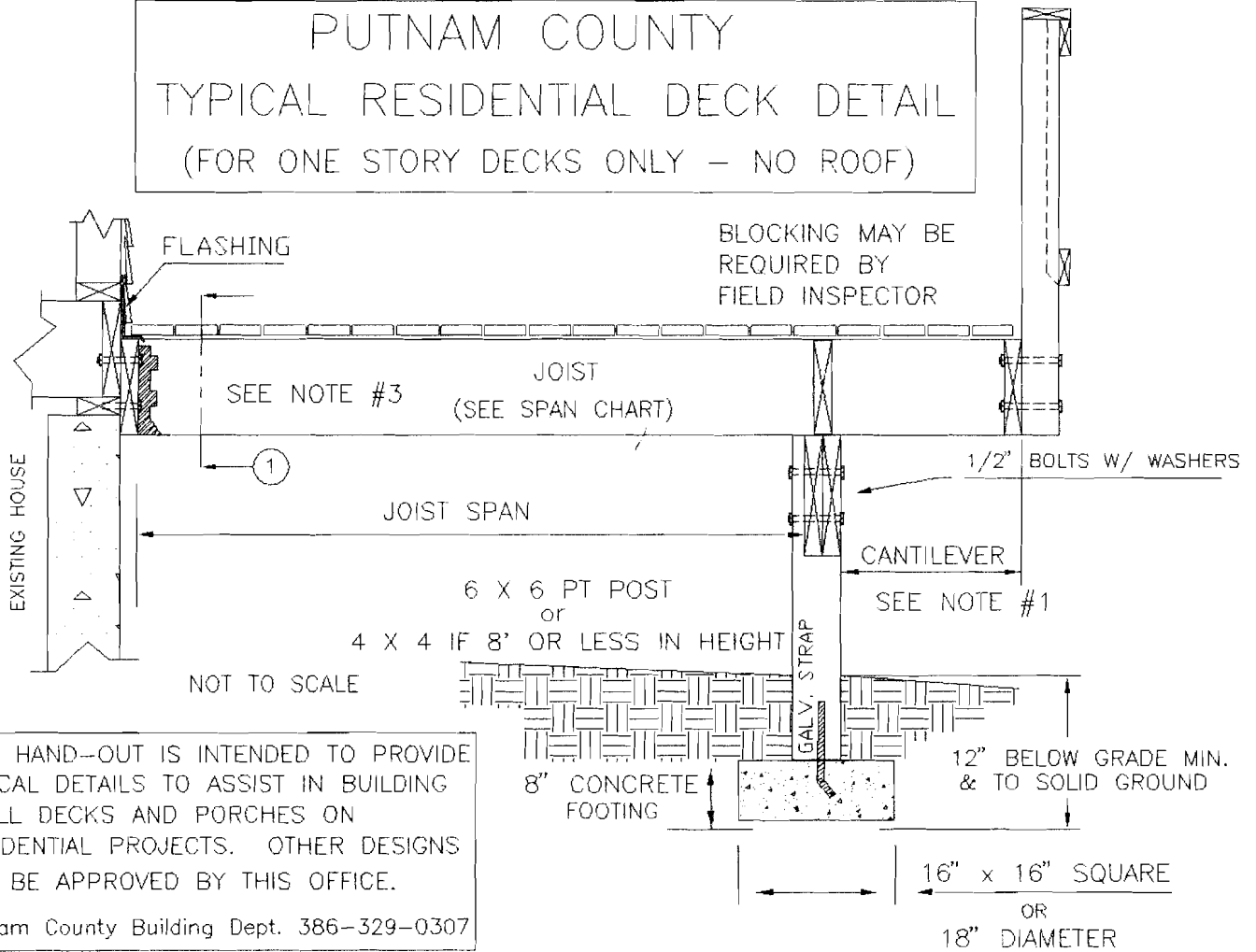
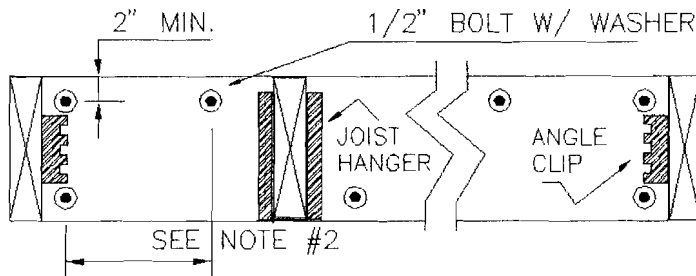


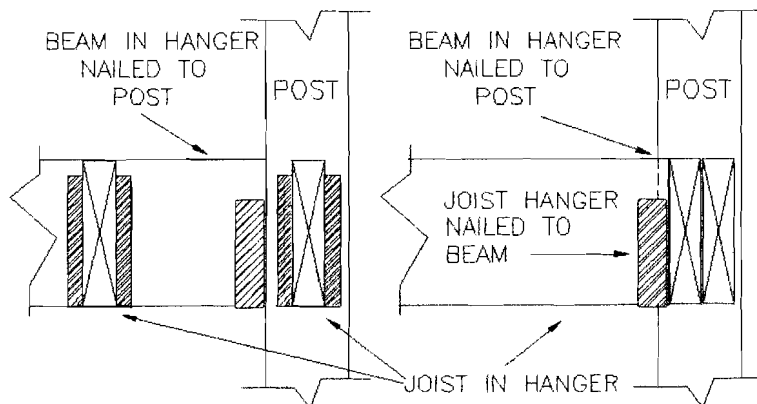
PUTNAM COUNTY  
TYPICAL RESIDENTIAL DECK DETAIL  
(FOR ONE STORY DECKS ONLY - NO ROOF)



THIS HAND-OUT IS INTENDED TO PROVIDE TYPICAL DETAILS TO ASSIST IN BUILDING SMALL DECKS AND PORCHES ON RESIDENTIAL PROJECTS. OTHER DESIGNS MAY BE APPROVED BY THIS OFFICE.  
Putnam County Building Dept. 386-329-0307



① LEDGER BOLTING DETAIL



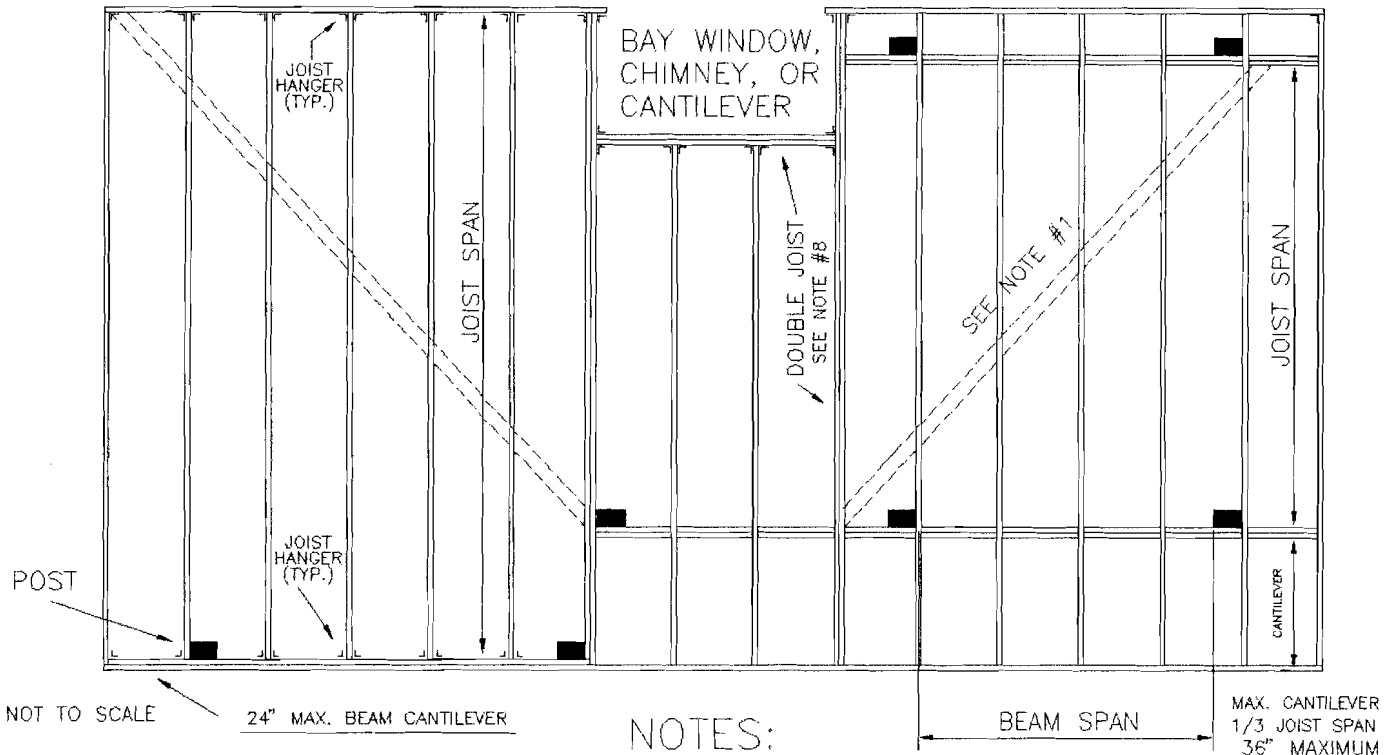
OPTIONAL BEAM DETAIL

NOTES:

1. CANTILEVER NOT TO EXCEED 1/4 OF JOIST SPAN.
2. 1/2" DIA. CARRIAGE OR LAG BOLTS 16" O.C. FOR JOIST SPANS UP TO 10' OR 12" O.C. FOR JOIST SPANS UP TO 16'.
3. LEDGER ATTACHMENT TO HOUSE MUST BE FIELD INSPECTED FOR SOLID BACKING.
4. TYPICAL DETAILS NOT TO BE USED FOR DECKS SUPPORTING HOT TUBS, ROOFS OR GAZEBOS.
5. ALL FASTENERS & NAILS SHALL BE CORROSION RESISTANT.

# RESIDENTIAL DECKS

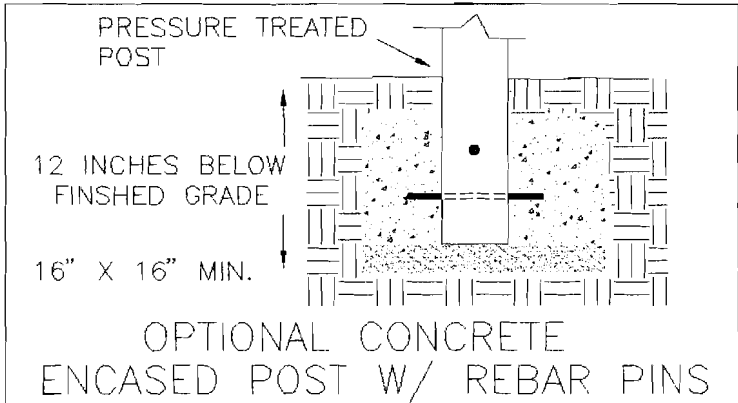
ATTACHED TO EXISTING HOUSE W/ 1/2" BOLTS AS REQUIRED      BEAM FOR FREESTANDING DECK (DECKS NOT ATTACHED TO HOUSE WILL REQUIRE ADDITIONAL BRACING)



1. DIAGONAL BRACING MAY BE REQUIRED UNDER JOIST; MAY OMIT IF DECK BOARDS INSTALLED DIAGONALLY.
2. ATTACHMENT TO CANTILEVERED FLOORS, BAY WINDOWS, OR CHIMNEYS MAY NOT BE ALLOWED.
3. MAX. BEAM CANTILEVER IS 24".
4. JOIST HANGERS, OR 2X LEDGER STRIPS ARE REQUIRED W/ LOAD BEARING CONDITIONS.
5. ALL BEAM SPLICES MUST BE AT POSTS.
6. BEAMS MUST BE ATTACHED TO POSTS W/ 2-1/2" DIA. BOLTS PER POST (OR APPROVED ATTACHMENT).
7. DECKS WHICH ARE LESS THAN 42" FROM GROUND LEVEL WILL REQUIRE A FRAMING INSPECTION PRIOR TO INSTALLING DECK FLOOR BOARDS.
8. DOUBLE JOIST BEAMS WHEN UP TO 3 JOIST ARE CUT. TRIPLE JOIST BEAMS WHEN UP TO 5 JOIST ARE CUT.

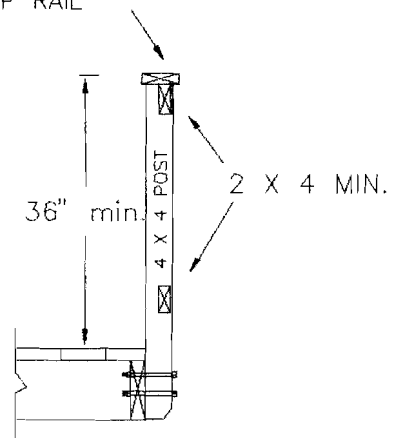
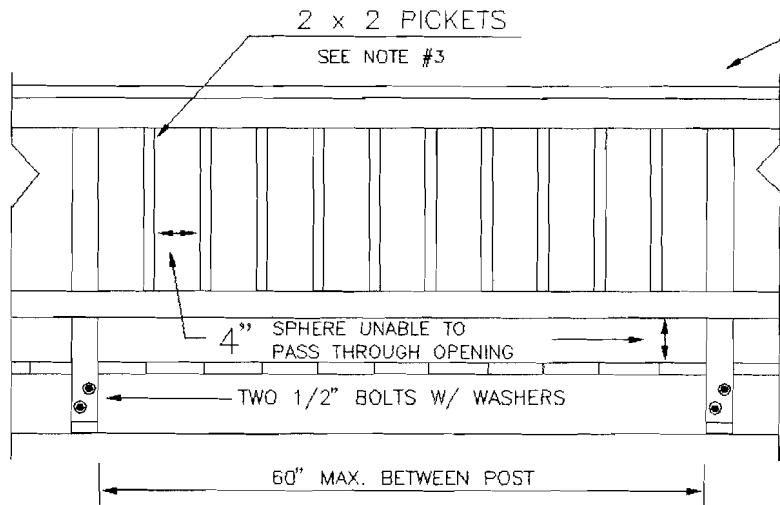
USING THE "DECK BEAM SPAN TABLE"  
 FIRST DETERMINE YOUR JOIST SPAN AS SHOWN ABOVE. NEXT SELECT THE BEAM SIZE.  
 FOLLOW THE BEAM SIZE AND JOIST SPAN UNTIL THEY INTERSECT, THIS IS THE MAXIMUM SPACING YOU CAN HAVE BETWEEN YOUR POST.

BEAM SIZE	JOIST SPAN				
	9'	12'	14'	16'	18'
2-2x6	6'-0"	4'-6"	4'-0"	3'-6"	3'-0"
2-2x8	8'-0"	6'-0"	5'-6"	4'-6"	4'-0"
2-2x10	10'-0"	7'-6"	7'-0"	5'-6"	5'-0"
2-2x12	12'-0"	9'-6"	8'-6"	7'-0"	6'-6"



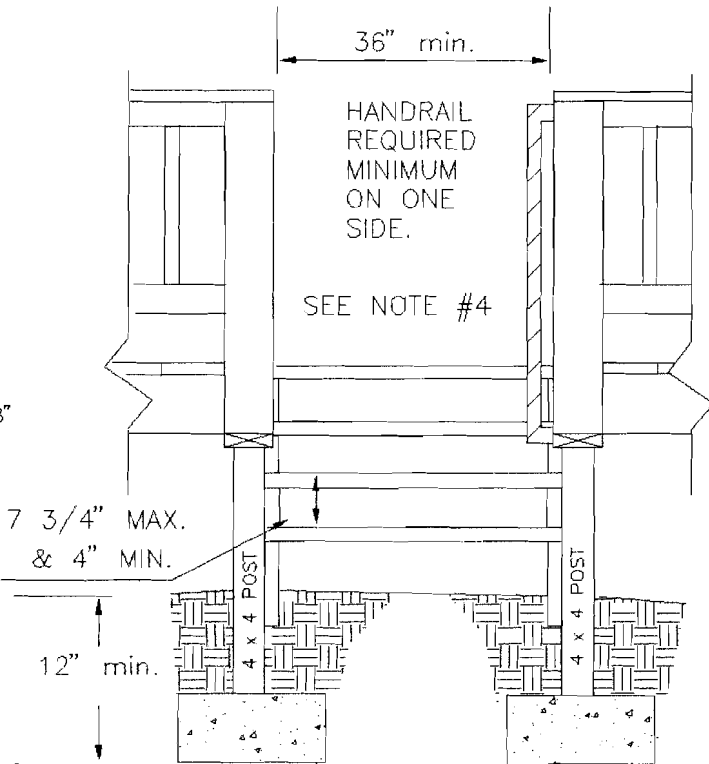
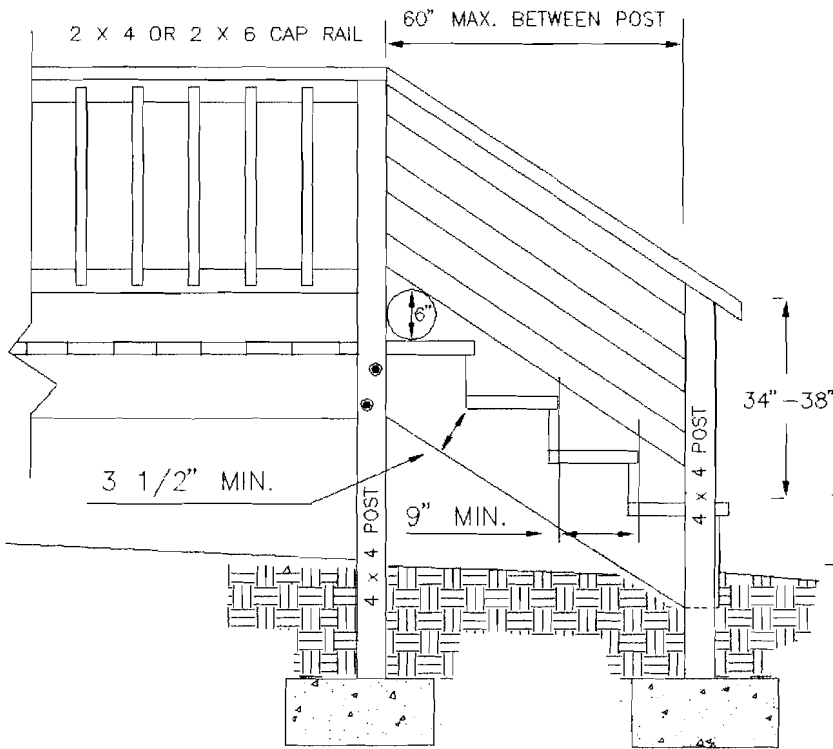
JOIST	12" O.C.	16" O.C.	24" O.C.
2x6	10'-3"	9'-4"	8'-2"
2x8	13'-6"	12'-3"	10'-9"
2x10	17'-3"	15'-8"	13'-8"
2x12	21'-0"	19'-1"	16'-8"

# RESIDENTIAL DECK



TOP RAIL SHALL WITHSTAND A  
200 lbs CONCENTRATED LOAD

NOTE: OTHER DESIGNS ALLOWED FOR GUARDRAIL  
PROVIDING THE DESIGN COMPLIES WITH CODE.



STAIR TREAD  
REQUIREMENTS:

- 2 STRINGERS - 2X TREAD MIN.
- 3 STRINGERS - 5/4 TREAD MIN.

12" MIN.  
STAIR FOOTERS ONLY

NOT TO SCALE

## NOTES:

1. GUARDRAILS ARE REQUIRED FOR DECKS & PORCHES MORE THAN 30" ABOVE GRADE OR FLOOR. GUARDRAILS MUST EXTEND 36" ABOVE FLOOR LEVEL.
2. THE GREATEST RISER HEIGHT SHALL NOT EXCEED THE SMALLEST BY MORE THAN 3/8".
3. SECURE PICKETS AT TOP & BOTTOM W/ 1-#8 CORROSION RESISTANT SCREW OR 2-8d GALV. NAILS. OTHER DESIGNS ALLOWED BY CODE.
4. STAIRS WITH 4 OR MORE RISERS REQUIRE FOOTINGS & HANDRAILS.

DECK / STEP SHEET  
NOV 2006